

# **Raj Narain College, Hajipur**

(A Constituent Unit of B. R. A. Bihar University, Muzaffarpur)

NAAC Accredited with Grade "B" (2.57)

Website: <http://www.rncollegehajipur.in>

## Report of analysis of feedback received from different stakeholders.

“The function of Naye-Talim is not to teach an occupation, but through it to develop the whole man.”- M. K. Gandhi



PRINCIPAL  
R.N. College, Hajipur

# Raj Narain College, Hajipur

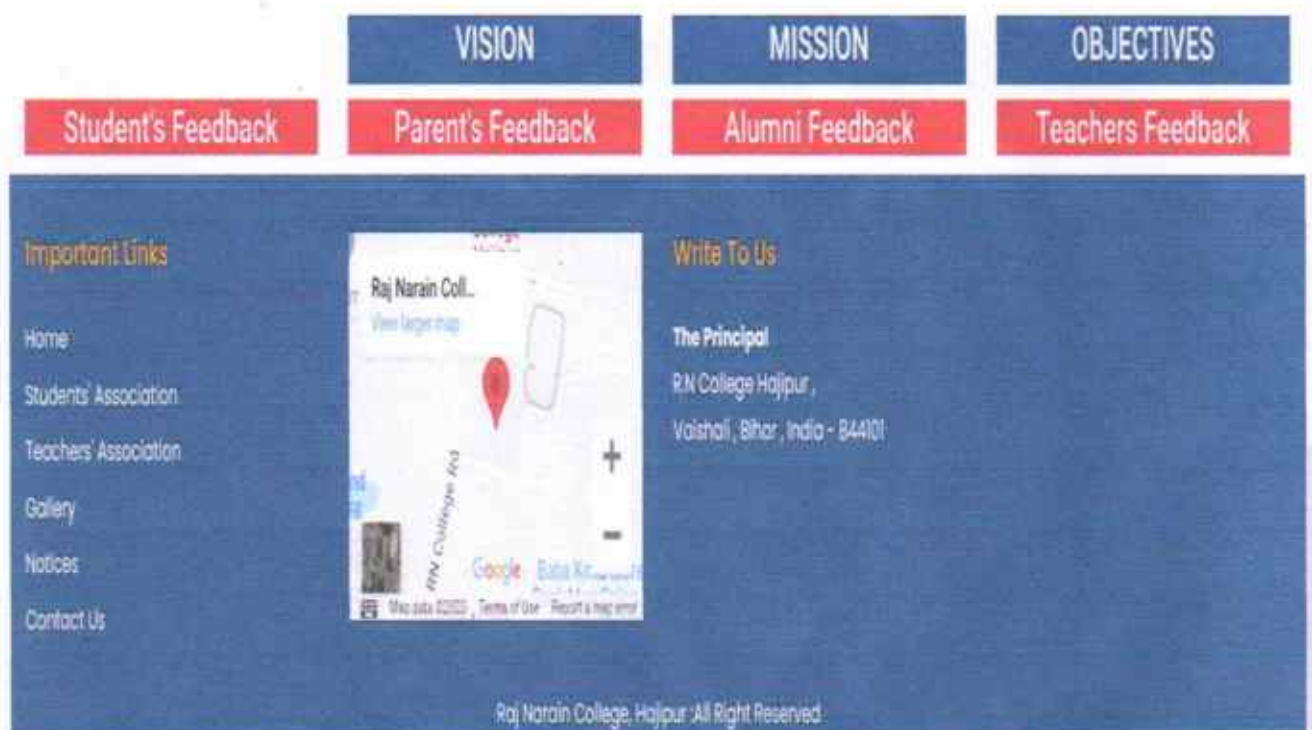
## Feedback Committee Report 2021-22

Feedback Type : Online

Website address : <http://www.rncollegehajipur.in/index.php>

Direct Link URL : <https://forms.gle/1XQseUV8rvvCJdQs9>

Screen Shot of Online Feedback Panel:



**Summary of Statistics of Feedback Received:**

S. N.	Feedback Category	Total numbers of Stakeholder recorded feedback	Average Opinions of Answer in Percentage
1	Students' Feedback	629	92.22%
2	Teachers' Feedback	30	94.76 %
3	Alumni Feedback	37	94.82 %
4	Parents' Feedback	98	83.27 %

Average Rating of All Stakeholders Feedback Response found to be 90.56 %Scale for Opinion of All Stakeholders found to be at Rank A (100-80).

# **Raj Narain College, Hajipur**

## **Feedback Committee Report 2021-22**

**Category** : Students' Feedback


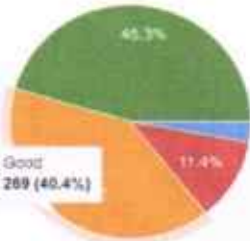
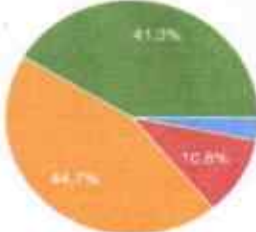
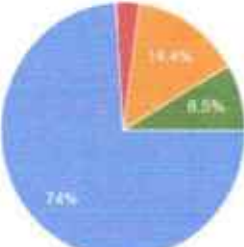

**Total number of Students' recorded feedback** : 629

**Total number of questions attempted** : 20

**Feedback Type** : Online

**Website address** : <https://forms.gle/1XQseUV8ryyCJdQs9>

## Tabular Analysis of Students' Feedback Response

Question Asked	
<p>How much of the syllabus was covered through online teaching?</p>	<p>How much of the syllabus was covered through online teaching? 645 responses</p>  <ul style="list-style-type: none"> <li>● Less than 30 %</li> <li>● Less than 60 %</li> <li>● about 75%</li> <li>● about 90 %</li> <li>● 100 %</li> <li>● Option 2</li> </ul>
<p>How well did the teachers prepare for the offline / Online classes?</p>	 <ul style="list-style-type: none"> <li>● Poor</li> <li>● Satisfactory</li> <li>● Good</li> <li>● Excellent</li> </ul>
<p>How well were the teachers able to manage offline/online classes?</p>	 <ul style="list-style-type: none"> <li>● poor</li> <li>● satisfactory</li> <li>● Good</li> <li>● Excellent</li> </ul>
<p>The teacher's approach to offline /online teaching can best be described as before</p>	 <ul style="list-style-type: none"> <li>● yes</li> <li>● No</li> <li>● May be</li> <li>● Can't Say</li> </ul>
<p>Each and every student was able to attend offline/online classes.</p>	 <ul style="list-style-type: none"> <li>● Yes</li> <li>● No</li> <li>● Maybe</li> <li>● Can't Say</li> </ul>

Were Offline/ Online classes trouble- free ?	<p>A pie chart showing the distribution of responses to the question 'Were Offline/ Online classes trouble- free ?'. The chart is divided into four segments: 'Yes' (73.4%, blue), 'No' (11.5%, red), 'Maybe' (10.5%, orange), and 'Can't Say' (5.6%, green).</p> <table><tr><th>Response</th><th>Percentage</th></tr><tr><td>Yes</td><td>73.4%</td></tr><tr><td>No</td><td>11.5%</td></tr><tr><td>Maybe</td><td>10.5%</td></tr><tr><td>Can't Say</td><td>5.6%</td></tr></table>	Response	Percentage	Yes	73.4%	No	11.5%	Maybe	10.5%	Can't Say	5.6%								
Response	Percentage																		
Yes	73.4%																		
No	11.5%																		
Maybe	10.5%																		
Can't Say	5.6%																		
The College / teachers has taken prompt and active role in providing Contents / e-contents for every learner. Garde Level	<p>The College / teachers has taken prompt and active role in providing Contents / e-contents for every learner. Garde Level</p> <p>634 responses</p> <p>A bar chart showing the frequency of responses for each grade level (1 to 5) regarding the college/teachers' role in providing content. The y-axis represents the number of responses (0 to 200). The x-axis represents the grade level (1 to 5).</p> <table><tr><th>Grade Level</th><th>Count</th><th>Percentage</th></tr><tr><td>1</td><td>167</td><td>26.3%</td></tr><tr><td>2</td><td>84</td><td>13.2%</td></tr><tr><td>3</td><td>101</td><td>15.9%</td></tr><tr><td>4</td><td>89</td><td>14%</td></tr><tr><td>5</td><td>193</td><td>30.4%</td></tr></table>	Grade Level	Count	Percentage	1	167	26.3%	2	84	13.2%	3	101	15.9%	4	89	14%	5	193	30.4%
Grade Level	Count	Percentage																	
1	167	26.3%																	
2	84	13.2%																	
3	101	15.9%																	
4	89	14%																	
5	193	30.4%																	
The College provides valuable online opportunities to learn	<p>The College provides valuable online opportunities to learn</p> <p>646 responses</p> <p>A pie chart showing the distribution of responses to the question 'The College provides valuable online opportunities to learn'. The chart is divided into five segments: 'Strongly disagree' (2.8%, blue), 'Disagree' (4.8%, red), 'Neutral' (15.2%, orange), 'Agree' (48.8%, green), and 'Strongly agree' (28.4%, purple).</p> <table><tr><th>Response</th><th>Percentage</th></tr><tr><td>Strongly disagree</td><td>2.8%</td></tr><tr><td>Disagree</td><td>4.8%</td></tr><tr><td>Neutral</td><td>15.2%</td></tr><tr><td>Agree</td><td>48.8%</td></tr><tr><td>Strongly agree</td><td>28.4%</td></tr></table>	Response	Percentage	Strongly disagree	2.8%	Disagree	4.8%	Neutral	15.2%	Agree	48.8%	Strongly agree	28.4%						
Response	Percentage																		
Strongly disagree	2.8%																		
Disagree	4.8%																		
Neutral	15.2%																		
Agree	48.8%																		
Strongly agree	28.4%																		
Teachers inform you about your expected competencies, course outcomes and programme outcomes.	<p>Teachers inform you about your expected competencies, course outcomes and programme outcomes.</p> <p>635 responses</p> <p>A pie chart showing the distribution of responses to the question 'Teachers inform you about your expected competencies, course outcomes and programme outcomes.'. The chart is divided into five segments: 'Strongly disagree' (2.8%, blue), 'Disagree' (4.8%, red), 'Neutral' (15.2%, orange), 'Agree' (48.8%, green), and 'Strongly agree' (28.4%, purple).</p> <table><tr><th>Response</th><th>Percentage</th></tr><tr><td>Strongly disagree</td><td>2.8%</td></tr><tr><td>Disagree</td><td>4.8%</td></tr><tr><td>Neutral</td><td>15.2%</td></tr><tr><td>Agree</td><td>48.8%</td></tr><tr><td>Strongly agree</td><td>28.4%</td></tr></table>	Response	Percentage	Strongly disagree	2.8%	Disagree	4.8%	Neutral	15.2%	Agree	48.8%	Strongly agree	28.4%						
Response	Percentage																		
Strongly disagree	2.8%																		
Disagree	4.8%																		
Neutral	15.2%																		
Agree	48.8%																		
Strongly agree	28.4%																		
Online mentoring was valuable in completing the courses.	<p>Online mentoring was valuable in completing the courses.</p> <p>634 responses</p> <p>A pie chart showing the distribution of responses to the question 'Online mentoring was valuable in completing the courses.'. The chart is divided into five segments: 'Strongly disagree' (2.8%, blue), 'Disagree' (4.8%, red), 'Neutral' (15.2%, orange), 'Agree' (48.8%, green), and 'Strongly agree' (28.4%, purple).</p> <table><tr><th>Response</th><th>Percentage</th></tr><tr><td>Strongly disagree</td><td>2.8%</td></tr><tr><td>Disagree</td><td>4.8%</td></tr><tr><td>Neutral</td><td>15.2%</td></tr><tr><td>Agree</td><td>48.8%</td></tr><tr><td>Strongly agree</td><td>28.4%</td></tr></table>	Response	Percentage	Strongly disagree	2.8%	Disagree	4.8%	Neutral	15.2%	Agree	48.8%	Strongly agree	28.4%						
Response	Percentage																		
Strongly disagree	2.8%																		
Disagree	4.8%																		
Neutral	15.2%																		
Agree	48.8%																		
Strongly agree	28.4%																		
The teachers illustrate the concepts through examples and applications.	<p>The teachers illustrate the concepts through examples and applications.</p> <p>632 responses</p> <p>A pie chart showing the distribution of responses to the question 'The teachers illustrate the concepts through examples and applications.'. The chart is divided into five segments: 'Strongly disagree' (2.8%, blue), 'Disagree' (4.8%, red), 'Neutral' (15.2%, orange), 'Agree' (50.4%, green), and 'Strongly agree' (22.8%, purple).</p> <table><tr><th>Response</th><th>Percentage</th></tr><tr><td>Strongly disagree</td><td>2.8%</td></tr><tr><td>Disagree</td><td>4.8%</td></tr><tr><td>Neutral</td><td>15.2%</td></tr><tr><td>Agree</td><td>50.4%</td></tr><tr><td>Strongly agree</td><td>22.8%</td></tr></table>	Response	Percentage	Strongly disagree	2.8%	Disagree	4.8%	Neutral	15.2%	Agree	50.4%	Strongly agree	22.8%						
Response	Percentage																		
Strongly disagree	2.8%																		
Disagree	4.8%																		
Neutral	15.2%																		
Agree	50.4%																		
Strongly agree	22.8%																		

The teachers identify your strengths and encourage you with providing right level of challenges.

The teachers identify your strengths and encourage you with providing right level of challenges.

633 responses



Strongly disagree  
Disagree  
Neutral  
Agree  
Strongly agree

Teachers provided counselling to manage mental stress and anxiety.

Teachers provided counselling to manage mental stress and anxiety

678 responses



Strongly disagree  
Disagree  
Neutral  
Agree  
Strongly agree

The College makes effort to engage students in the monitoring, review and continuous quality improvement of the teaching learning process.

The College makes effort to engage students in the monitoring, review and continuous quality improvement of the teaching learning process.

620 responses



Strongly disagree  
Disagree  
Neutral  
Agree  
Strongly agree

The teachers gave continuous training and provided guidelines for online studies.

The teachers gave continuous training and provided guidelines for online studies.

628 responses



Strongly disagree  
Disagree  
Neutral  
Agree  
Strongly agree

Teachers encouraged students to make use of the facility of e-library.

Teachers encouraged students to make use of the facility of e-library.

630 responses



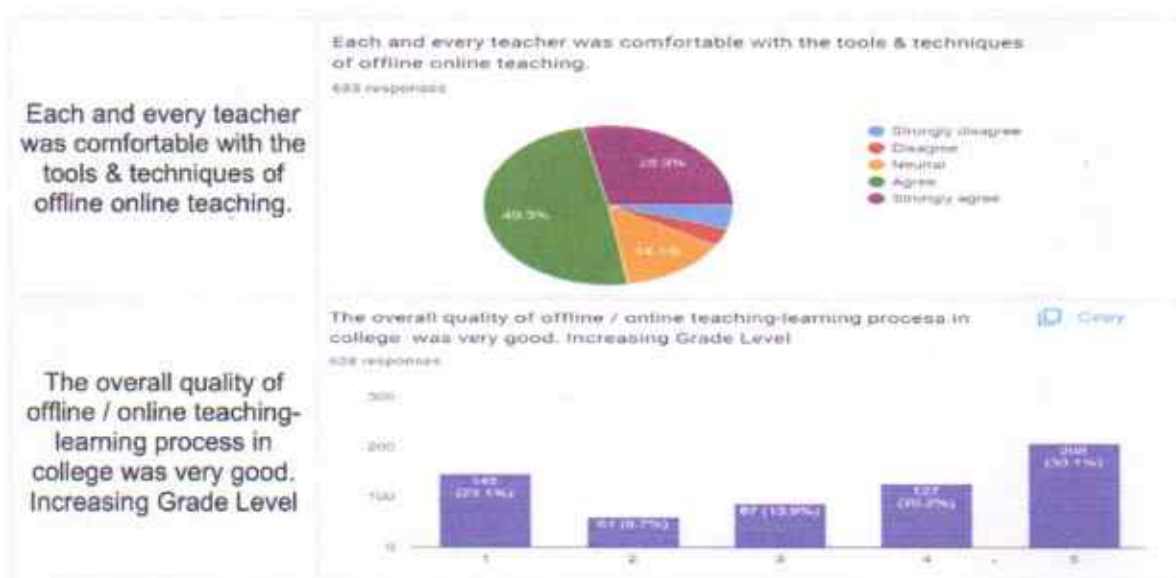
Strongly disagree  
Disagree  
Neutral  
Agree  
Strongly agree

Efforts are made by the institute/ teachers to inculcate soft skills, life skills and employability skills to make you ready for the world of work. Grade the increasing Effort

Efforts are made by the institute/ teachers to inculcate soft skills, life skills and employability skills to make you ready for the world of work. Grade the increasing Effort

425 responses





## Analysis of the Feedback Report

1. About 70% students are satisfied with their syllabus completion where as slow learner and absenteeism should be checked up .
2. Teachers are good performer as the survey report.
3. 13.8% students reported trouble in attending offline/online classes that could be due to the local constraints,slow learners need motivation, extra support other than online/offline classes.
4. Teachers are sharing E-content, study materials satisfactorily, it require more effort to reach contents to each and every students.
5. College is providing required online study support. That should be enhanced .
6. Teachers of this college are good at mentoring and put their sincere efforts in providing regular counselling to the students that must be maintained .
7. Soft skills, life skills and employ-ability skills initiatives should be

improved as per survey report..

8. Departmental facilities should be enhanced.

9. Campus should not be engaged for election purpose.

10 . Infrastructure facility required to be enhanced as per survey reports.

## Analysis and Action taken report

As the suggestion and students Feedback Analysis Report , it was decided to place the compiled suggestions to the next meeting of IQAC that to be held in the last week of Aug. 2023 for discussion and implementation as practical and applicable.



# **Raj Narain College, Hajipur**

## **Feedback Committee Report 2021-22**

**Category : Teachers' Feedback**

**Total number of Teachers' recorded feedback : 30**

**Total number of questions attempted : 17**

**Feedback Type : Online**

**Website address : <https://forms.gle/MqPyS3hACUQ3fPaR9>**

## Tabular Analysis of Teachers' Feedback Response

<p>The syllabus is designed in a way to inculcate scientific temper, democratic, moral, social and spiritual values in the minds of learner.</p>	<p>The syllabus is sufficient and efficient to bridge the gap between industry standards, current global scenario and academics.</p>	<p>The timely coverage of syllabus is possible in the allotted number of teaching hours.</p>
<p>The curriculum is designed to promote student centric methods, such as experiential learning, participative learning and problem solving methodologies for enhancing learning experiences.</p>	<p>I have been relishing teaching and adding to my knowledge base in the college since my appointment</p>	<p>The academic environment and the ambiance in the college is highly favorable.</p>
<p>The Department always motivates and exhorts me to present papers in National and International Conferences.</p>	<p>I am always given opportunity to contribute at various levels in conferences/ workshops organized in the college.</p>	<p>I am always encouraged to give suggestions for improvement in teaching and learning in the departmental meetings.</p>
<p>The HOD always gives due considerations to my academic issues and other grievances in- time regularly.</p>	<p>The infrastructure for IT applications in teaching and learning is adequate and works effectively.</p>	<p>The college gives me opportunity to participate and contribute in various committees and forum.</p>



### **Analysis Report on the Teachers' Feedback received (2021-22)**

We have received feedback from 30 numbers of Teachers' through online process by

web link :

**Website address** : <http://www.rncollegehajipur.in/index.php>

**Direct Link URL** : <https://forms.gle/MqPyS3hACUQ3fPaR9>

Average Rating of Teachers' Feedback Response found to be at **94.76%** Scale for Opinion of Teachers' found to be at Rank A (100-80).

*The following are the observations on teachers' feedback;*

1. Raj Narain College, Hajipur is one of the reputed institutes under the jurisdiction of B. R. A. Bihar University, Muzaffarpur, having very conducive environment for staff and students to pursue their academic aspirations.
2. Students' interaction with industries should be increased.
3. Requirement of more smart classrooms.
4. Requirement of state-of-the-art studio for developing 'e-Contents'
5. Seminar or Workshop on Students' level must be increased
6. Requirement of Well Trained Technician .
7. Promoting project based learning to facilitate and enhance research abilities

## **Analysis and Action taken report**

As the suggestion and Teachers Feedback Analysis Report , it was decided to place the compiled suggestions to the next meeting of IQAC that to be held in the last week of Aug. 2023 for discussion and implementation as practical and applicable.

# Raj Narain College, Hajipur

## Feedback Committee Report 2021-22

Category : Alumni Feedback

Total number of Alumni recorded feedback : 37

Total number of questions attempted 15

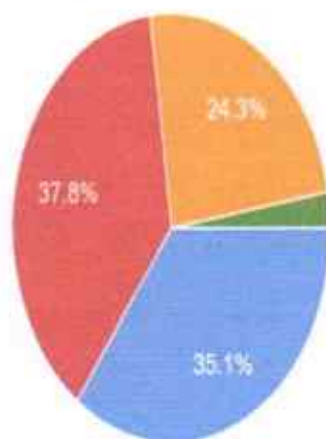
Feedback Type : Online

Website address : <https://forms.gle/Ld5qUtRiBSx9K3US9>

### Present Occupation

37 responses

 Copy



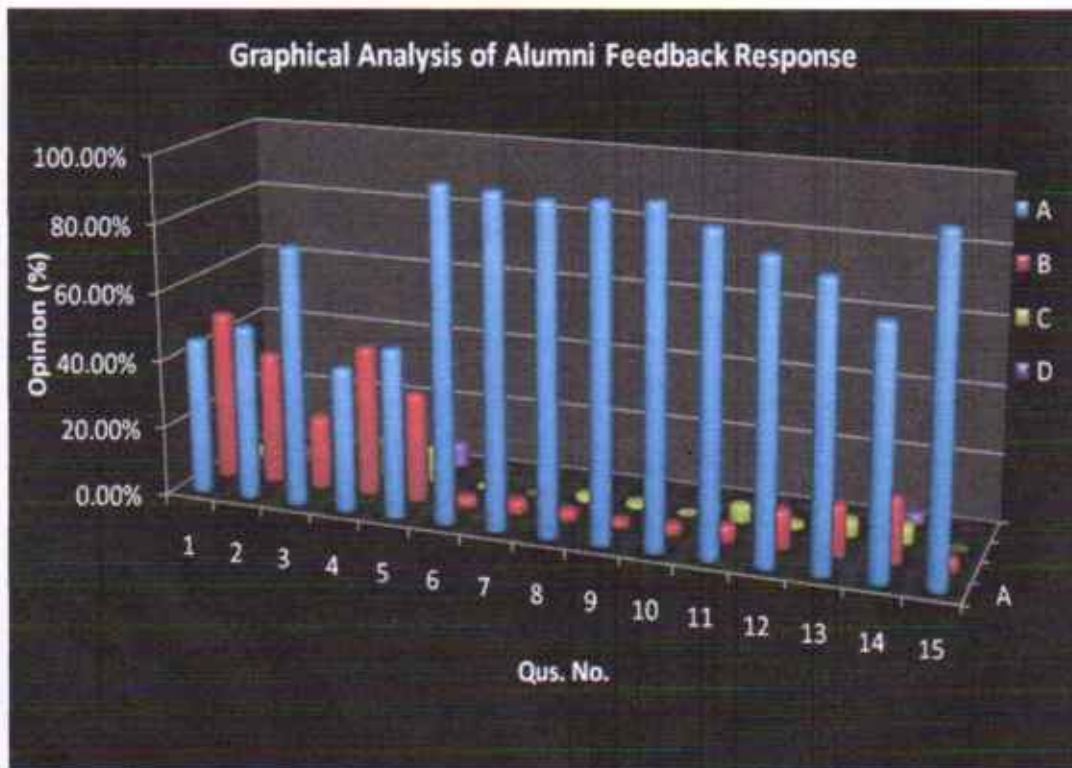
- Self employed
- Government employed
- Private Limited Comp. Employed
- Self / partnership Business
- Farmer

## Tabular Analysis of Alumni Feedback Response

<p>Very Good: 40%, Good: 38%, Satisfactory: 15%, Fair: 7%</p>	<p>Very Good: 38%, Good: 32%, Satisfactory: 15%, Fair: 15%</p>	<p>Very Good: 40%, Good: 38%, Satisfactory: 15%, Fair: 7%</p>
The extent to which the syllabus is meeting the industrial/professional needs	Rate your opinion regarding laboratories, library, e resources etc you had experienced at UG/PG level.	Rate the institute takes active interest in promoting internship, projects undertaken, field visit opportunities
<p>Very Good: 35%, Good: 35%, Satisfactory: 15%, Fair: 15%</p>	<p>Very Good: 35%, Good: 35%, Satisfactory: 15%, Fair: 15%</p>	<p>Very Good: 35%, Good: 35%, Satisfactory: 15%, Fair: 15%</p>
Rate the quality of learning I had at the college is useful in my career.	Admission Procedure	Fee structure
<p>Very Good: 35%, Good: 35%, Satisfactory: 15%, Fair: 15%</p>	<p>Very Good: 35%, Good: 35%, Satisfactory: 15%, Fair: 15%</p>	<p>Very Good: 35%, Good: 35%, Satisfactory: 15%, Fair: 15%</p>
Environment	Infrastructure & Laboratory facilities	Faculty



## Graphical Analysis of Alumni Feedback Response



### **Analysis Report on the Alumni Feedback received (2021-22)**

We have received feedback from 76 numbers of Alumni through online process by web link

**Website address :** <http://www.rncollegehajipur.in/index.php>

**Direct Link URL :** <https://forms.gle/Ld5qUtRiBSx9K3US9>

**The following are the observations of Alumni feedback ;**

**Average Rating of Alumni Feedback Response found to be at 94.82%**

**Scale for Opinion of Alumni found to be at Rank 'A' (100-80).**

# **Raj Narain College, Hajipur**

## **Feedback Committee Report 2021-22**

Category : Parents' Feedback

Total number of Parents recorded feedback : 98

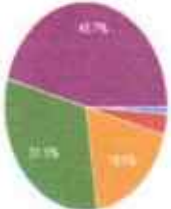


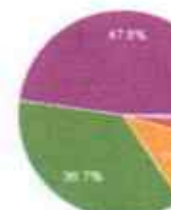

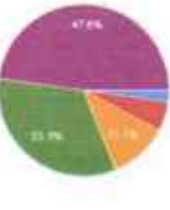


Total number of questions attempted 8

Feedback Type : Online

**Website address** : <http://www.rncollegehajipur.in/index.php>

**Direct Link** : <https://forms.gle/qEsNvRzuCk3QZzMYA>

## Tabular Analysis of Parents Feedback Response

 <ul style="list-style-type: none"> <li>Strongly disagree</li> <li>Disagree</li> <li>Neutral</li> <li>Agree</li> <li>Strongly agree</li> </ul>	 <ul style="list-style-type: none"> <li>Strongly disagree</li> <li>Disagree</li> <li>Neutral</li> <li>Agree</li> <li>Strongly agree</li> </ul>	 <ul style="list-style-type: none"> <li>Strongly disagree</li> <li>Disagree</li> <li>Neutral</li> <li>Agree</li> <li>Strongly agree</li> </ul>
<p><b>The curriculum accomplished by the College has relevance to industrial needs</b></p>	<p><b>The skills required for the employment is addressed in curriculum</b></p>	<p><b>Extra curricular courses offered by the institution has enhanced productivity</b></p>
 <ul style="list-style-type: none"> <li>Strongly disagree</li> <li>Disagree</li> <li>Neutral</li> <li>Agree</li> <li>Strongly agree</li> </ul>	 <ul style="list-style-type: none"> <li>Strongly disagree</li> <li>Disagree</li> <li>Neutral</li> <li>Agree</li> <li>Strongly agree</li> </ul>	 <ul style="list-style-type: none"> <li>Strongly disagree</li> <li>Disagree</li> <li>Neutral</li> <li>Agree</li> <li>Strongly agree</li> </ul>
<p><b>Essential soft-skills provided by the institution has bearing on performance of the student</b></p>	<p><b>The institutions has flexibility in team working and team efforts</b></p>	<p><b>Necessary communication skills are provided by the institution</b></p>
 <ul style="list-style-type: none"> <li>Strongly disagree</li> <li>Disagree</li> <li>Neutral</li> <li>Agree</li> <li>Strongly agree</li> </ul>	 <ul style="list-style-type: none"> <li>Strongly disagree</li> <li>Disagree</li> <li>Neutral</li> <li>Agree</li> <li>Strongly agree</li> </ul>	
<p><b>Syllabus is Effective in Developing Skill Oriented Human Resources.</b></p>	<p><b>Syllabi need its revision for effective performances.</b></p>	





## Analysis Report on the Parents' Feedback received (2021-22)

We have received feedback from 28 numbers of Parents through online process by:

Website address : <http://www.rncollegehajipur.in/index.php>

Direct Link : <https://forms.gle/qEsNvRzuCk3QZzMYA>

The following are the observations of Parents' feedback ;

1. Average Rating of Parents' Feedback Response found to be at 83.27%
2. Scale for Opinion of Parents' found to be at Rank 'A' (100-80).
3. Suggestion to provide more focus on the Industrial training to the students.

This report has been prepared by following members:

	Name of Teachers	Designation
1.	Dr. Ravi Kumar Sinha	Convener, IQAC
2.	Dr. Khalid Hussain Siddique	Member
3.	Dr. Shashi Bhushan Kumar	Member
4.	Dr. Mona Tabassum	Member
5.	Dr. J. P. Tripathi	Member
6.	Dr. Rakesh Ranjan	Faculty, BCA

Date: 23/05/2023

Dr. Ravi Kumar Sinha  
Convener, IQAC  
PRINCIPAL  
R.N. College, Hajipur

